

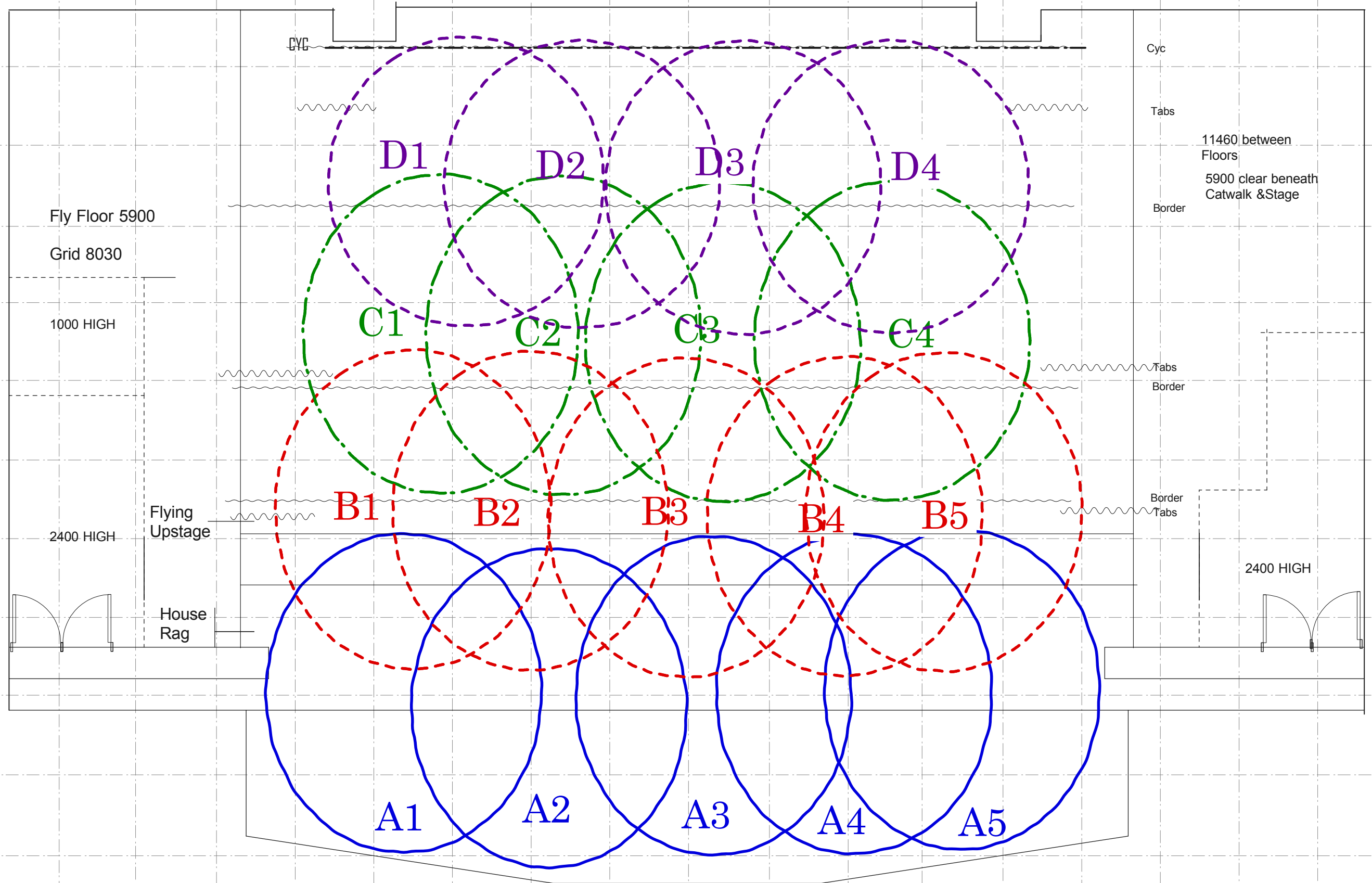
Channel	notes	Location	Instrument	Purpose	Colour	Focus
1		FOH Truss	223	op ds /apron wash	o/w	A1
2		FOH Truss	223	op/c ds/apron wash	o/w	A2
3		FOH Truss	223	c ds /apron wash	o/w	A3
4		FOH Truss	223	c ps /apron wash	o/w	A4
5		FOH Truss	223	ps /apron wash	o/w	A5
6		LX1	123	op ds- /mid wash	o/w	B1
7		LX1	123	op/c ds/mid wash	o/w	B2
8		LX1	123	c ds /mid wash	o/w	B3
9		LX1	123	c ps /mid wash	o/w	B4
10		LX1	123	ps /mid wash	o/w	B5
11		LX2	123	op/mid us wash	o/w	C1
12	ch51	LX2	123	op/c mid us wash	o/w	C2
13		LX2	123	ps/c mid us wash	o/w	C3
14		LX2	123	ps /mid us wash	o/w	C4
15		LX3	123	op /us wash	o/w	D1
16		LX3	123	op/c us wash	o/w	D2
17		LX3	123	ps /c us wash	o/w	D3
18		LX3	123	ps / us wash	o/w	D4
19						
20						
21		FOH TRUSS	Z650 X2		o/w	K1
22		FOH TRUSS	Z650 X2		o/w	K2
23		FOH TRUSS	Z650 X2		o/w	K3
24		LX1	Z650		o/w	K4
25		LX1	Z650		o/w	K5
26		LX1	Z650		o/w	K6
27		LX1	Z650		o/w	K7
28		OP PERCH	774	PS WASH	o/w	L3
29		OP PERCH	774	PS WASH	o/w	L3
30		OP PERCH	774	PS WASH	o/w	L4
31		PS PERCH	774	OP WASH	o/w	L1
32		PS PERCH	774	OP WASH	o/w	L1
33		PS PERCH	774	OP WASH	o/w	L2
34		FOH TRUSS	2X 1200	WASH	BLUE	J1/J2
35		LX1	2X650 PC	WASH	BLUE	J3/J4
36						
37		FOH TRUSS	2X 1200	WASH	RED	J1/J2
38		LX1	2X650 PC	WASH	RED	J3/J4
39						

40						
41	LX2		223	BACK LIGHT	BLUE	A1
42	LX2		223	BACK LIGHT	BLUE	A2
43	LX2		223	BACK LIGHT	BLUE	A3
44	LX2		223	BACK LIGHT	BLUE	A4
45	LX2		223	BACK LIGHT	BLUE	A5
46						
47						
48						
49						
50						
51						
52						
53	FOH TRUSS	4 X 650 FRES		AMBER WASH	AMB	H1-H4
54	LX1	3 X123		AMBER WASH	AMB	H5-H7
55						
56	LX4	CYC		CYC	GREEN	CYC
57	LX4	CYC		CYC	RED	CYC
58	LX4	CYC		CYC	AMB	CYC
59	LX4	CYC		CYC	BLUE	CYC
60	LX4	CYC		CYC	BLUE 181	CYC
61	LX4		223	BACK LIGHT	BLUE	UPSTAGE TO B1
62	LX4		223	BACK LIGHT	BLUE	UPSTAGE TO B2
63	LX4		223	BACK LIGHT	BLUE	UPSTAGE TO B3
64	LX4		223	BACK LIGHT	BLUE	UPSTAGE TO B4
65	LX4		223	BACK LIGHT	BLUE	UPSTAGE TO B5
66	TRUSS	4 X PATT 45		CURTAIN	RED	WASH WATERFALL
67						
68						
69	FOH Truss	Chavet Col 1		COLOUR WASH	R	A1
70	FOH Truss	Chavet Col 1		COLOUR WASH	G	
71	FOH Truss	Chavet Col 1		COLOUR WASH	B	
72	FOH Truss	Chavet Col 1		COLOUR WASH	W	
73	FOH Truss	Chavet Col 1		COLOUR WASH	R	A2
74	FOH Truss	Chavet Col 1		COLOUR WASH	G	
75	FOH Truss	Chavet Col 1		COLOUR WASH	B	
76	FOH Truss	Chavet Col 1		COLOUR WASH	W	
77	FOH Truss	Chavet Col 1		COLOUR WASH	R	A3
78	FOH Truss	Chavet Col 1		COLOUR WASH	G	
79	FOH Truss	Chavet Col 1		COLOUR WASH	B	

80		FOH Truss	Chavet Col 1	COLOUR WASH	W	
81		FOH Truss	Chavet Col 1	COLOUR WASH	R	A4
82		FOH Truss	Chavet Col 1	COLOUR WASH	G	
83		FOH Truss	Chavet Col 1	COLOUR WASH	B	
84		FOH Truss	Chavet Col 1	COLOUR WASH	W	
85		FOH Truss	Chavet Col 1	COLOUR WASH	R	A5
86		FOH Truss	Chavet Col 1	COLOUR WASH	G	
87		FOH Truss	Chavet Col 1	COLOUR WASH	B	
88		FOH Truss	Chavet Col 1	COLOUR WASH	W	
89		LX1	Chavet Col 1	COLOUR WASH	R	E1
90		LX1	Chavet Col 1	COLOUR WASH	G	
91		LX1	Chavet Col 1	COLOUR WASH	B	
92		LX1	Chavet Col 1	COLOUR WASH	W	
93		LX1	Chavet Col 1	COLOUR WASH	R	E2
94		LX1	Chavet Col 1	COLOUR WASH	G	
95		LX1	Chavet Col 1	COLOUR WASH	B	
96		LX1	Chavet Col 1	COLOUR WASH	W	
97		LX1	Chavet Col 1	COLOUR WASH	R	E3
98		LX1	Chavet Col 1	COLOUR WASH	G	
99		LX1	Chavet Col 1	COLOUR WASH	B	
100		LX1	Chavet Col 1	COLOUR WASH	W	
101		LX1	Chavet Col 1	COLOUR WASH	R	E4
102		LX1	Chavet Col 1	COLOUR WASH	G	
103		LX1	Chavet Col 1	COLOUR WASH	B	
104		LX1	Chavet Col 1	COLOUR WASH	W	
105		LX2	Chavet Col 1	COLOUR WASH	R	F1
106		LX2	Chavet Col 1	COLOUR WASH	G	
107		LX2	Chavet Col 1	COLOUR WASH	B	
108		LX2	Chavet Col 1	COLOUR WASH	W	
109		LX2	Chavet Col 1	COLOUR WASH	R	F2
110		LX2	Chavet Col 1	COLOUR WASH	G	
111		LX2	Chavet Col 1	COLOUR WASH	B	
112		LX2	Chavet Col 1	COLOUR WASH	W	
113		LX2	Chavet Col 1	COLOUR WASH	R	F3
114		LX2	Chavet Col 1	COLOUR WASH	G	
115		LX2	Chavet Col 1	COLOUR WASH	B	
116		LX2	Chavet Col 1	COLOUR WASH	W	
117		LX3	Slimpar (3)	COLOUR WASH	R	G1
118		LX3	Slimpar (3)	COLOUR WASH	G	
119		LX3	Slimpar (3)	COLOUR WASH	B	

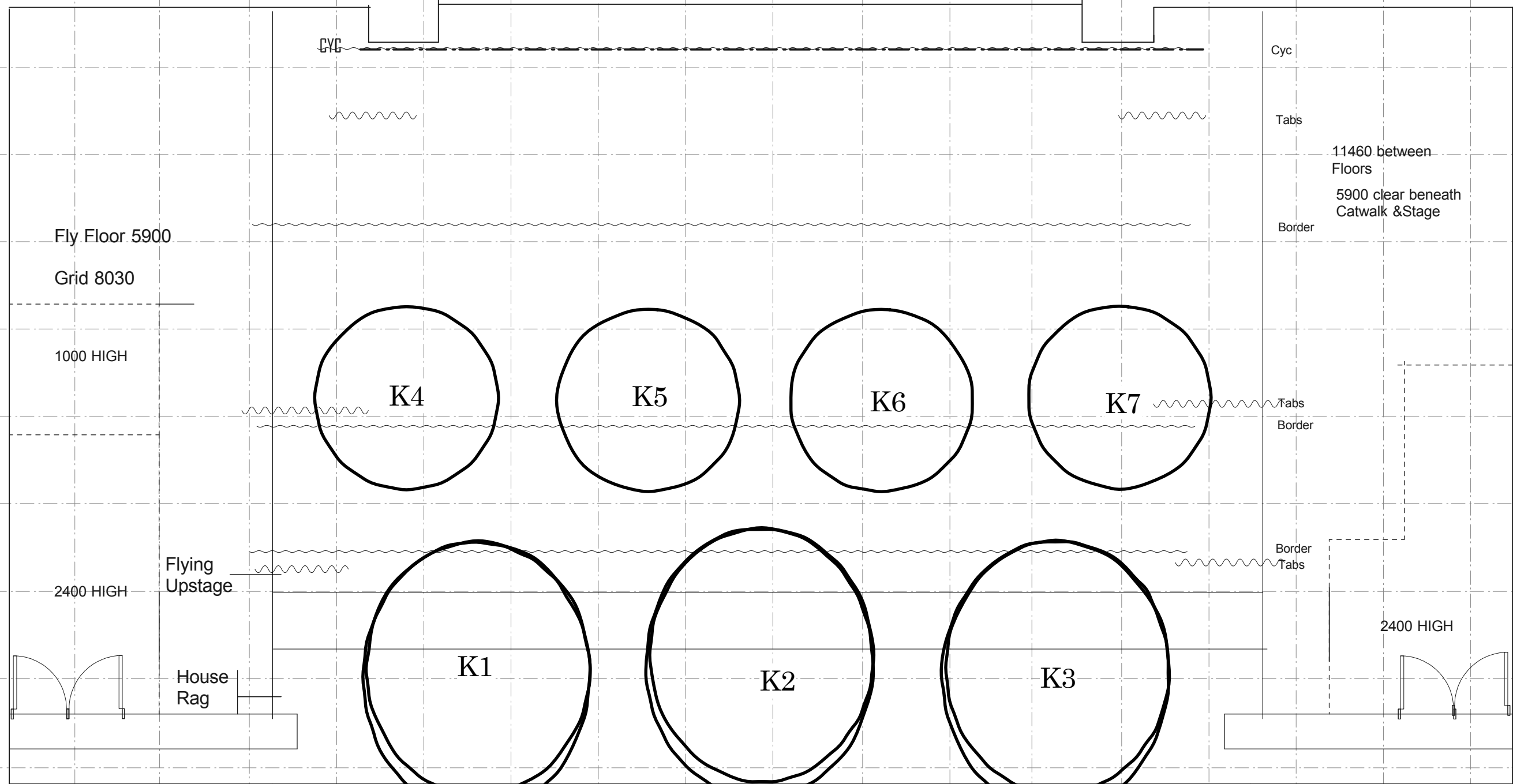
120						
-----	--	--	--	--	--	--

Alleyway



Focus Incandescent Channels 1-18 FOH truss LX 1,2,3

Alleyway



Fly Floor 5900
Grid 8030

1000 HIGH

2400 HIGH

Flying
Upstage

House
Rag

Cyc

Cyc

Tabs

11460 between
Floors
5900 clear beneath
Catwalk & Stage

Border

K4

K5

K6

K7

Tabs
Border

K1

K2

K3

Border
Tabs

2400 HIGH

Focus z650 channels 21-27 FOH Truss LX 1

Perch

Alleyway

Cyc

Cyc

Tabs

11460 between Floors

Border

5900 clear beneath Catwalk & Stage

Fly Floor 5900

Grid 8030

1000 HIGH

Tabs

Border

2400 HIGH

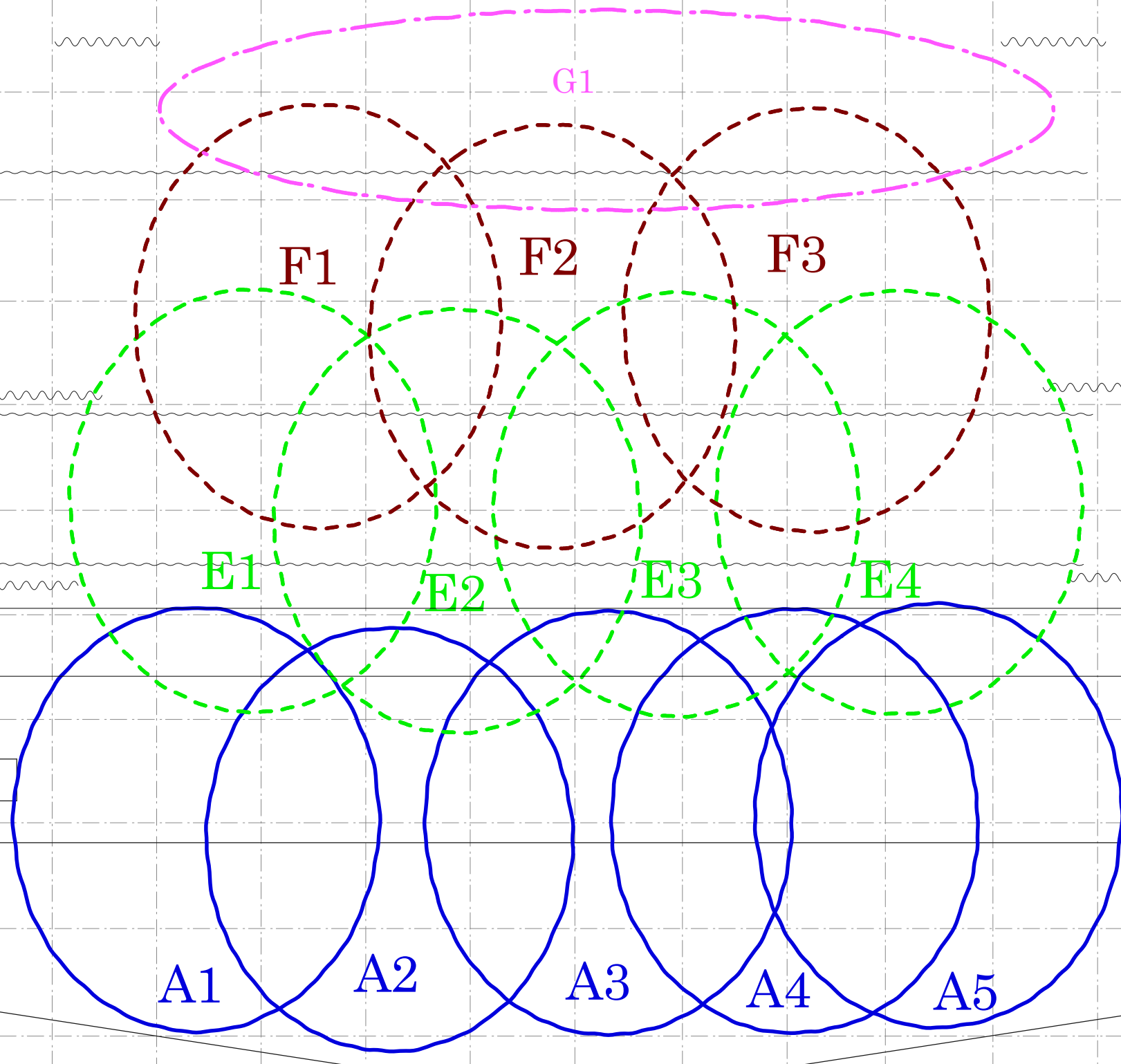
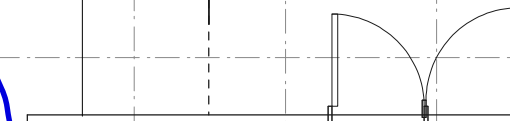
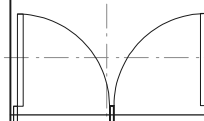
Flying Upstage

Border

Tabs

2400 HIGH

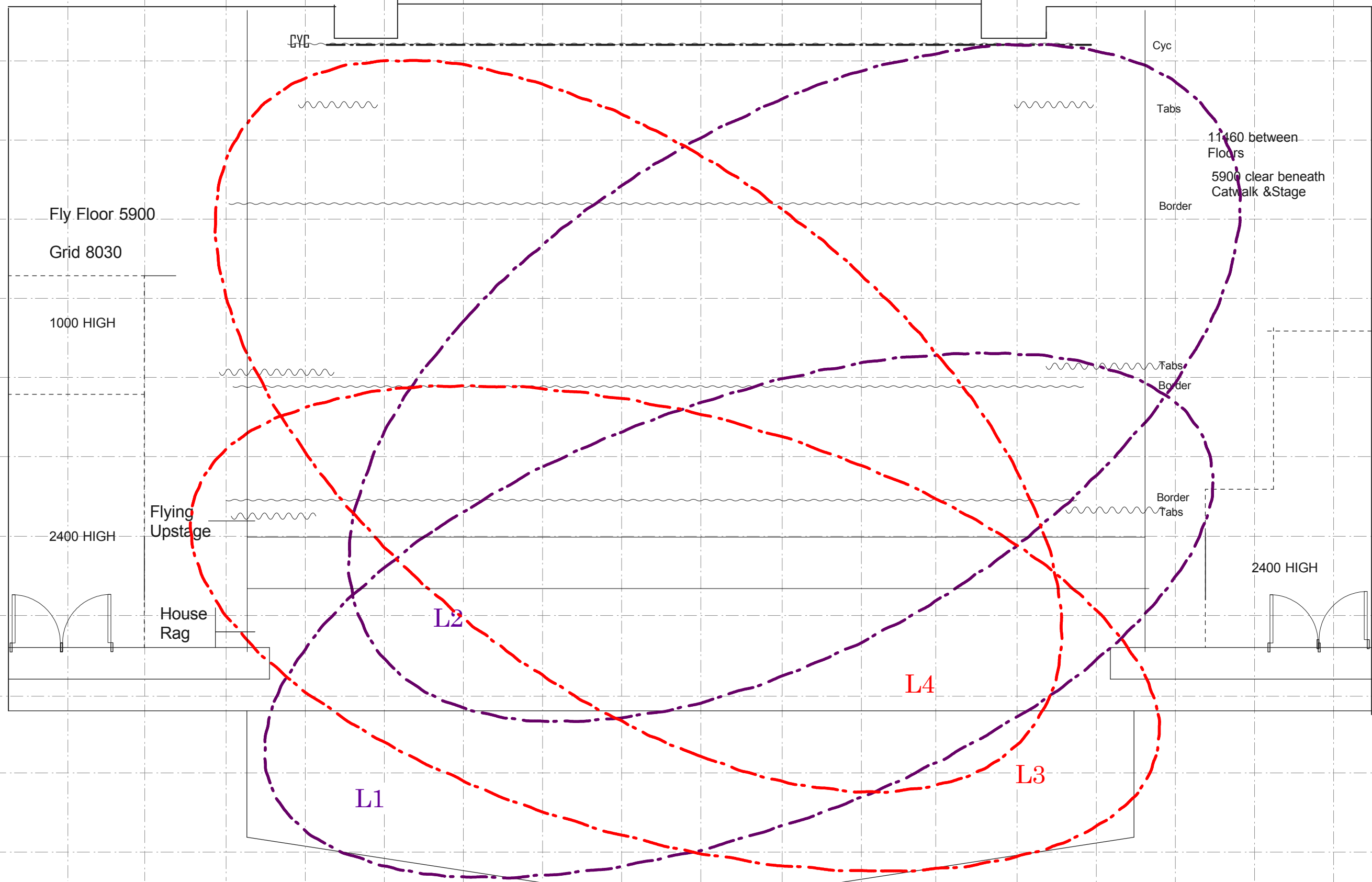
House Rag



Perch

Focus LED Channels 69-119FOH truss LX 1,2,3

Alleyway



Fly Floor 5900

Grid 8030

1000 HIGH

2400 HIGH

Flying Upstage

House Rag

Cyc

Tabs

Border

Tabs

Border

Border

Tabs

2400 HIGH

L2

L4

L1

L3

Focus perches channels 28-33

Perch

11460 between Floors
5900 clear beneath Catwalk & Stage

Alleyway

Cyc

Cyc

Tabs

11460 between Floors
5900 clear beneath Catwalk & Stage

Border

Fly Floor 5900

Grid 8030

1000 HIGH

H5

H6

H7

Tabs

Border

2400 HIGH

Flying Upstage

Border

Tabs

2400 HIGH

House Rag

H1

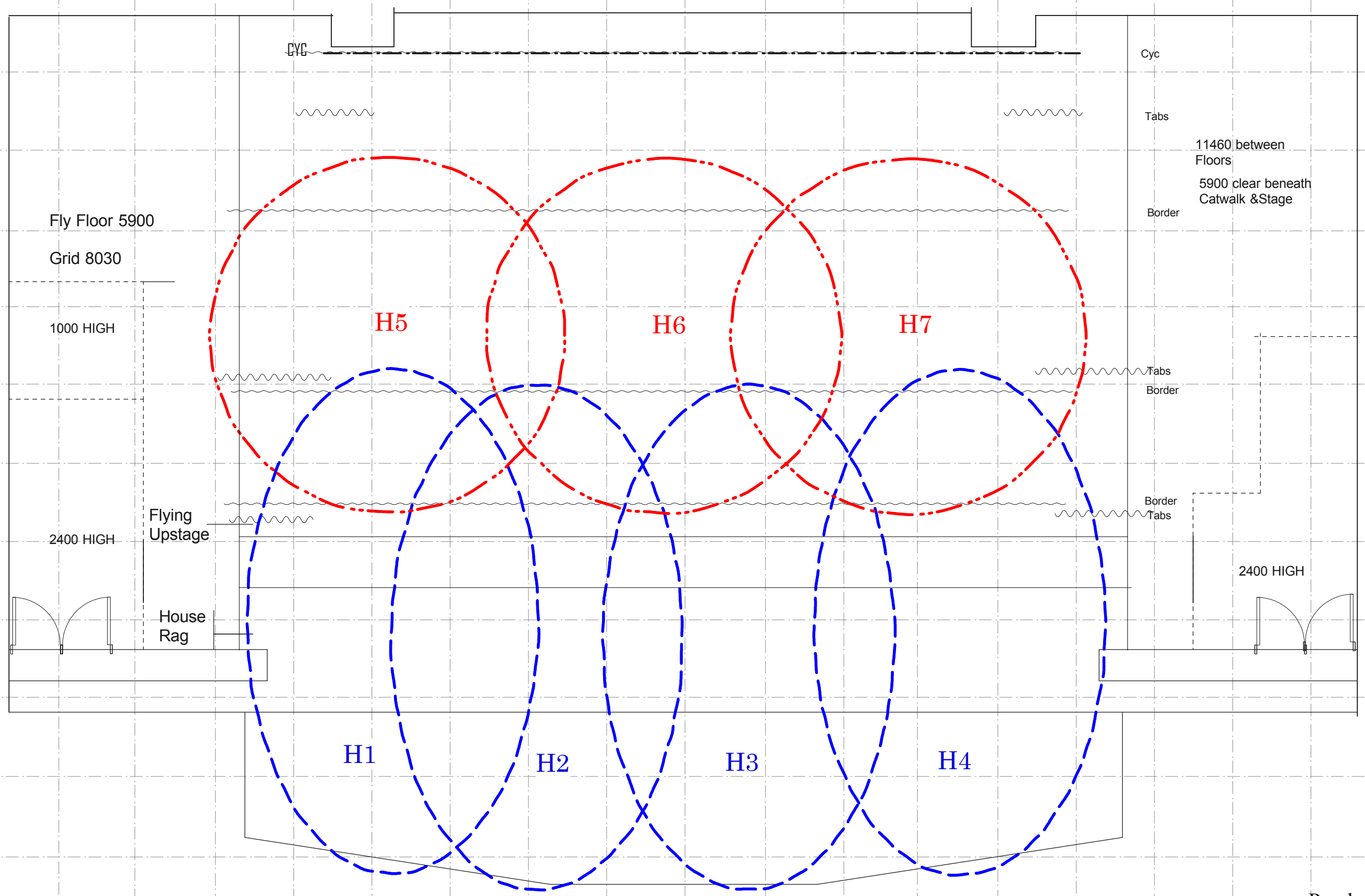
H2

H3


H4

Perch

Amber Wash Channel 53 -54



Alleyway



Red & blue was channels 34-35 & 37-38